

## Using Dante at Space 2016 Opening Fiesta

Keeping Dante simple & knowing when not to

Presented by  
Richard Fleming  
Sales & Applications Manager  
XTA Electronics and MC2 Audio

In conjunction with Funktion One and DMT hire



## Using Dante at Space 2016 Opening Fiesta

Brief history

XTA & MC2 were the second company Tibob to Manufacture a dante enable product



Aim of this presentation

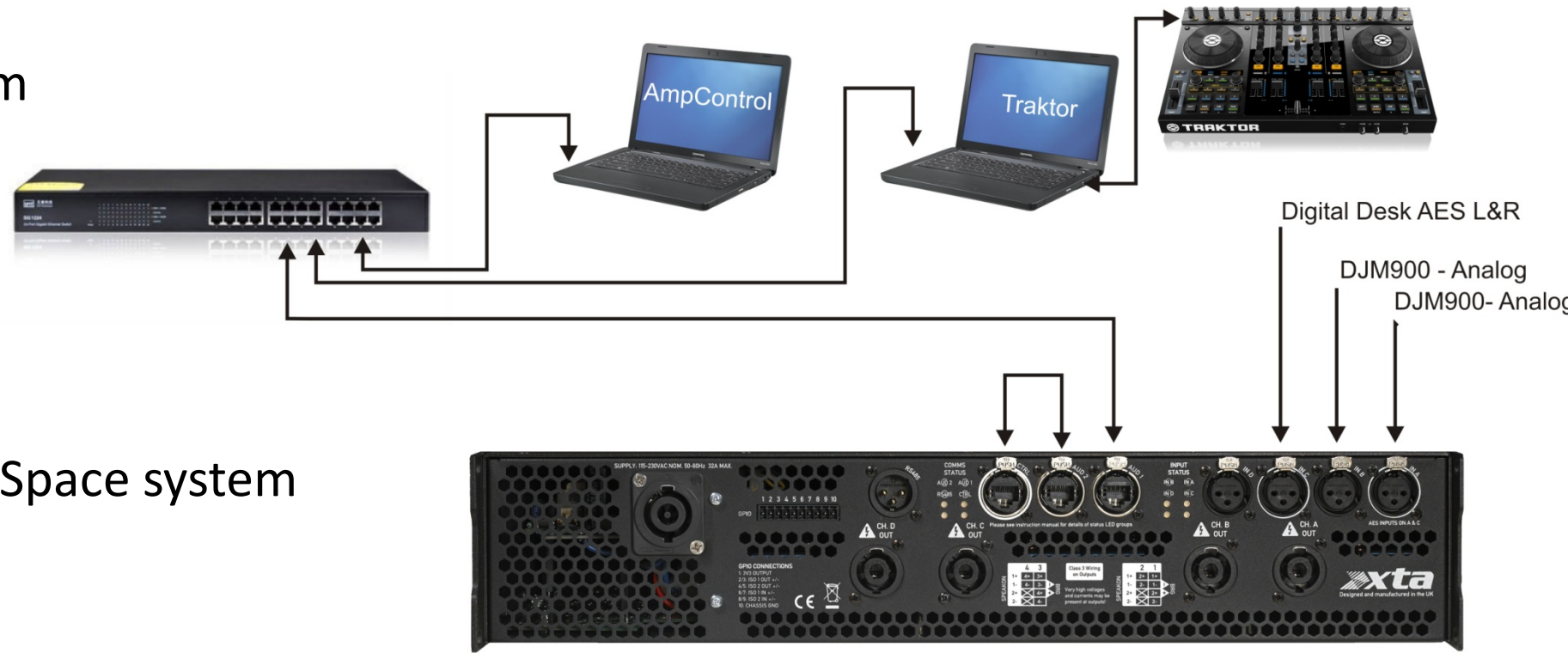
Demonstate how easy Dante is to us.



## Using Dante at Space 2016 Opening Fiesta

The Building blocks:

Typical demo system



Scales easily to the Space system

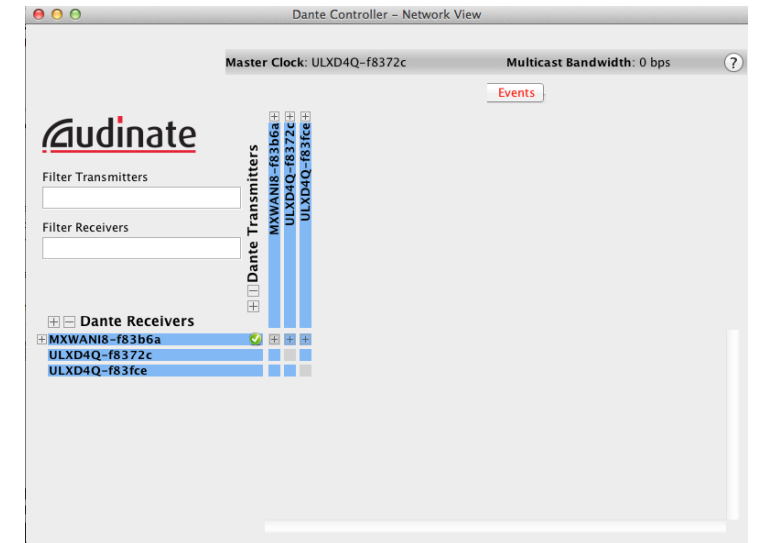
# Using Dante at Space 2016 Opening Fiesta

Routing :

APA has 4 inputs from the Dante Network  
& 4 outputs to the Dante Network.

XTA Ampcontrol configures routing within amplifier  
– ie to / from the RJ45.

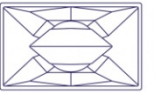
Dante Controller controls the routing from Device  
to device.



## Using Dante at Space 2016 Opening Fiesta

### The System

FUNKTION-ONE



# Using Dante at Space 2016 Opening Fiesta

## System Requirement

Club Capacity 8K - increased capacity to 12K

The Dante / APA system must provide networking and routing for 4 way main system and 4 way delay system.

Analog Outputs for

LR Sum to drive Funktion One V132 Sub bass

L & R Radio feed

L & R Web feed

L & R Video

Need to use readily available Ethernet switches.

Wireless access to remotely control the network of amplifiers

Easily manageable network latency.

Overall system EQ

## Using Dante at Space 2016 Opening Fiesta

FOH system

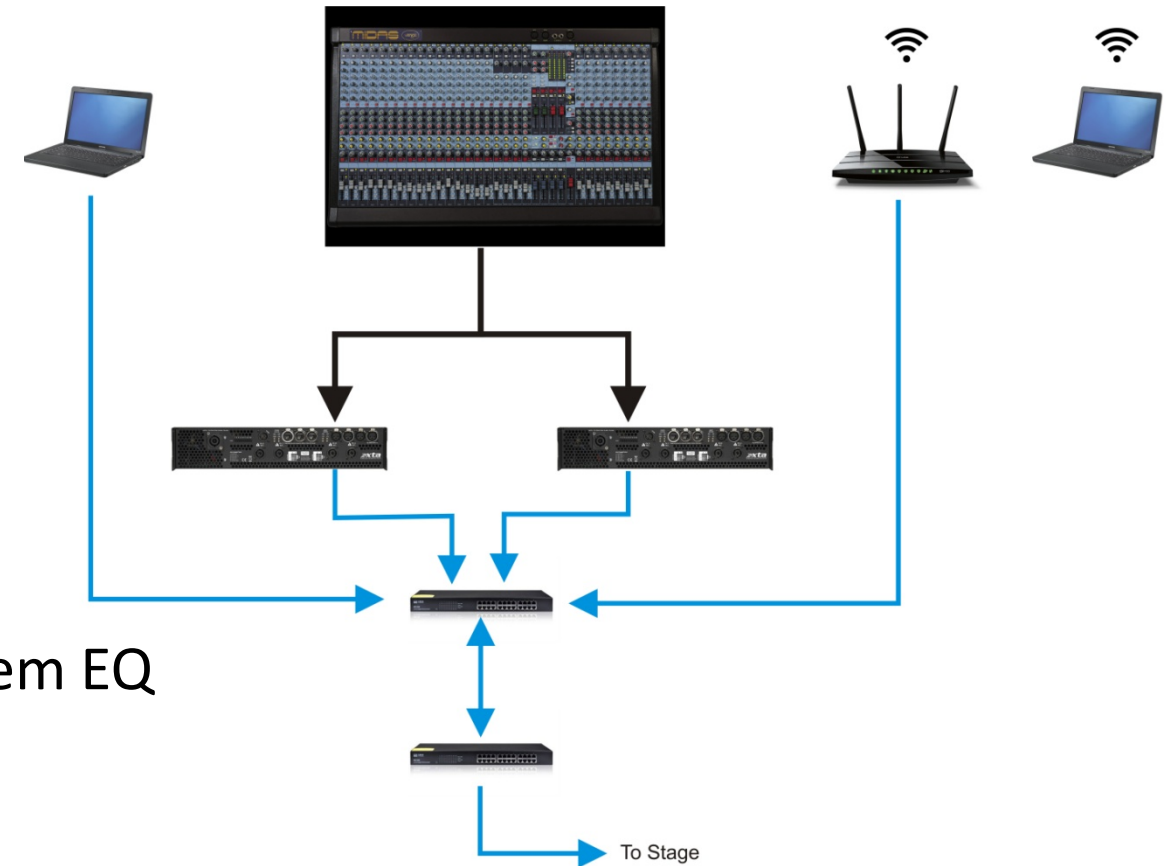
Analog Multicore from to Analog Console

Master L & R 'A' – feeds main system

Mast L & R 'B' – feeds Web / Radio / Video

APA Input processing provides overall System EQ  
&

L&R main, Main Sub, Delay Sub



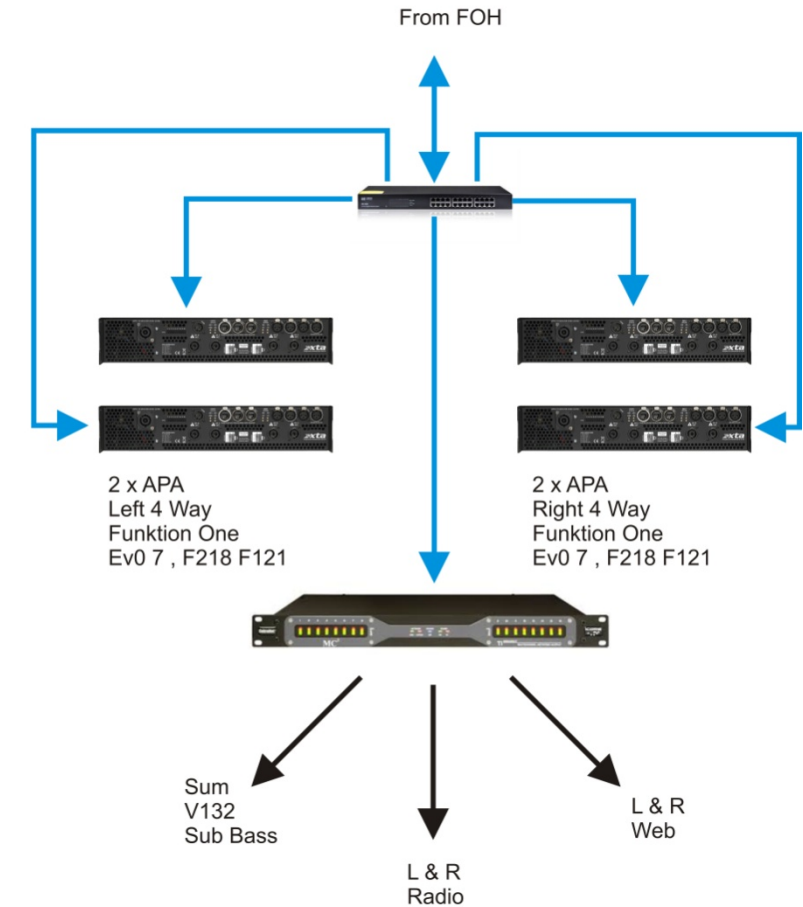
## Using Dante at Space 2016 Opening Fiesta

Routing for main 4 way system powered by  
XTA 4 x APA -4E

MC2 TiBob provided Analog Outputs  
For V132 sub Bass , Radio , Web and Video

IGMP Snooping

Diffserv /Qos





## Using Dante at Space 2016 Opening Fiesta

Digested Experience with first time users

APA sample rates / PC sample rates – How to change ?

What the do the yellow exclamation triangles mean ?

Playback – Foobar – sample rate converter

Daisy chaining – don't

Networking – routing concepts

Green switches



## Using Dante at Space 2016 Opening Fiesta

### Improvements

Build in more Redundancy

When to manage ?

When to VLAN

Trunk Links

Fibre : Switches with GBIC / SFP – Fibre options

Rack mount pro switch with internal psu's

Patching easier – with more integration in DJ desks

Changeovers easier

Device Lock



# Using Dante at Space 2016 Opening Fiesta

## System Requirement

Club Capacity 8K - increased capacity to 12K

The Dante / APA system must provide networking and routing for 4 way main system and 4 way delay system.

Analog Outputs for

LR Sum to drive Funktion One V132 Sub bass

L & R Radio feed

L & R Web feed

L & R Video

Need to use readily available Ethernet switches.

Wireless access to remotely control the network of amplifiers

Easily manageable network latency.

Overall system eq

# Using Dante at Space 2016 Opening Fiesta

Thanks for listening